

LLMboost Press Kit

Brand guidelines, assets, and product visuals for press and partners.

LLMboost Brand Guidelines

We've created the following guidelines to help partners, press, and the community accurately and consistently represent the LLMboost brand, without requiring individual approvals for standard usage.

[Download Brand Assets](#)[View Screenshots](#)

Naming

Consistent naming helps people recognize and reference the brand correctly.

LLMboost should always be written as a single word, with **LLM** in uppercase and **boost** in lowercase.

Correct

LLMboost

LLMboost platform

LLMboost API

Incorrect

LlmBoost

LLM Boost

llmboost

When referring to specific features or components, treat them as proper nouns and capitalize them accordingly if you choose to name them (e.g., "LLMboost Analyzer", "LLMboost Insights").

Isotype

The magnifying-glass symbol is a core element of the LLMboost identity.



LLMboost Isotype

Use for avatars, icons, and small placements.

[Download](#)

Usage rules

Do not stretch, rotate, or recolor.

Do not add shadows, gradients, or effects.

Keep sufficient padding around the icon.

Recommended uses

App icon / favicon

Social avatars

Standalone symbol when space is limited

Wordmark

The primary logo should be used whenever possible.

Primary Logo (White Background Only)

Use this as the main logo. Works on white / very light backgrounds only.

[Download](#)

Rules

Must be used only on white or very light backgrounds.

Do not place on blue or dark backgrounds.

Do not alter colors or proportions.

Blue Background Logo

Use this version specifically for blue brand surfaces.

[Download](#)

Rules

- Use only on solid blue backgrounds.
- Do not use on white or light backgrounds.
- Do not recolor the logo elements.

Colors

Primary blue, paired with white, and a yellow accent used sparingly.

LLMboost Blue (Primary)

RGB 38, 103, 230

#2667E6 Copy

LLMboost White

RGB 255, 255, 255

#FFFFFF Copy

LLMboost Yellow (Accent)

RGB 245, 200, 66

#F5C842 Copy

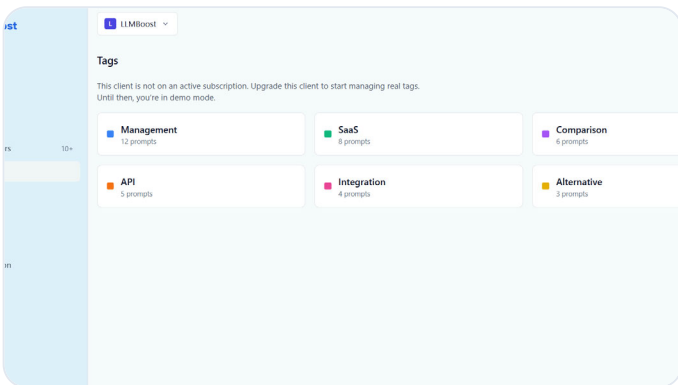
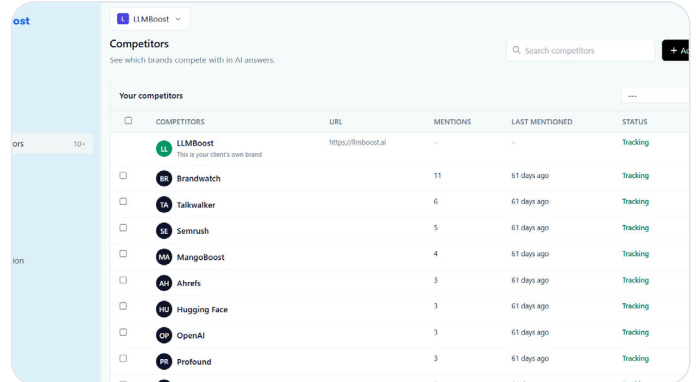
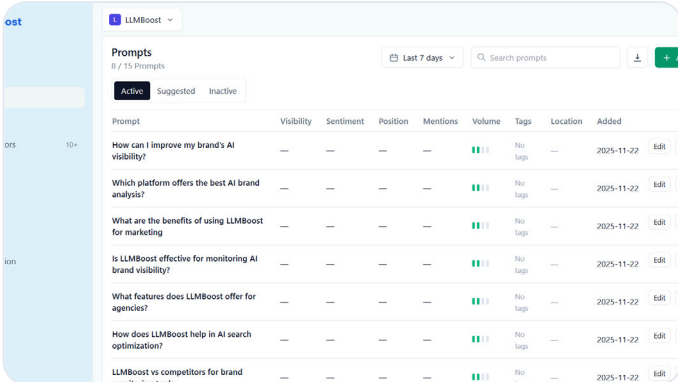
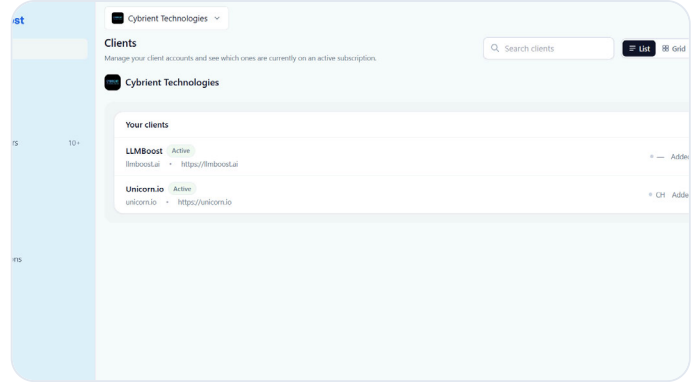
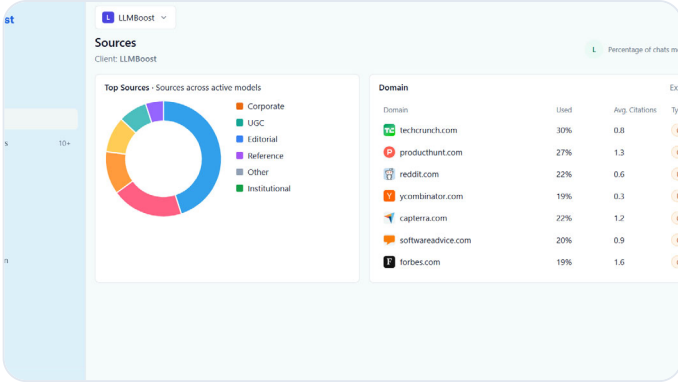
Usage notes

- Blue is the primary brand surface color.
- White is used for clarity and contrast.
- Yellow is an accent. Avoid using it as a primary background color.

Screenshots

High-quality product screenshots and UI visuals for press and marketing use.

Use clean, up-to-date UI screenshots. Avoid sensitive data. Do not alter UI colors or branding.



Download Screenshots

Logo Usage Summary

Quick reference for which asset to use in common scenarios.

White background Use primary logo llmboost-logo.png	Blue background Use blue version llmboost-logo-white.png	Icon / avatar Use isotype llmboost-icon.png
--	---	--

Press contact (optional)

